

GRADE 1

TERM 1 2019

MATHEMATICS

ENGLISH /

TSHIVENDA

RESOURCE PACK

PRINTABLE RESOURCES

The following printable resources are included in this section:

1. Resource sheets
2. Mental mathematics challenge cards: Bilingual version
3. Enrichment activity cards: English version
4. Enrichment activity cards: Tshivenda version

1. Resource Sheets

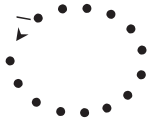

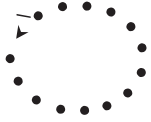

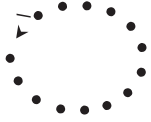

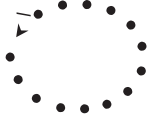

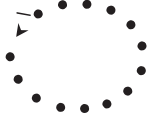













This is a list of the mathematical resources that you will need this term. You need to make sure that you have them for the lessons for which they are recommended.

1. Number tracing cards – numbers 0 and 1 (Lesson 1)
2. Number tracing cards – numbers 2 and 3 (Lessons 2 and 3)
3. Number tracing cards – numbers 4 and 5 (Lessons 6 and 7)
4. Number and number name cards (0–5) English (Lessons 1–8 and other)
5. Number and number name cards (6–10) English (Lesson 18 and other)
6. Number and number name cards (11–15) English (Lessons 20 and other)
7. Number and number name cards (16–20) English (Lessons 22 and other)
8. Number picture cards (Lesson 19)
9. Number boards (several lessons)
10. Number lines (several lessons)























Resources for each day of teaching

There are also other resources such as informal resources (old magazines, pieces of string, scrap paper, etc.) that you may need in certain lessons. You should have a careful look at the list of resources needed for each lesson; this list is given in the lesson plans each day. Prepare yourself, so that you have the necessary resources for the lessons on a daily basis.





1. Garaṅa dza u kandedza (Ngudo 1)

| | | | |
|---|---|--|---|
|  | |  | |
|  | |  | |
|  | |  | |
|  | |  | |
|  | |  | |
|  | |  | |
|  | |  | |
|  | |  | |
|  | |  | |
|  |  |  |  |

2. Garaṭa dza u kandedza (Ngudo 2 na 3)

| | | | |
|---|---|--|---|
|  | |  | |
|  | |  | |
|  | |  | |
|  | |  | |
|  | |  | |
|  | |  | |
|  | |  | |
|  | |  | |
|  | |  | |
|  | |  | |
| |  | |  |

3. Garaža dza u kandedza (Ngudo 6 na 7)

| | | | |
|--|---|---|---|
|  |  |  |  |
|--|---|---|---|

4. Nomboro na madzina a nomboro (Ngudo 1-8 na dzińwe)

| | | |
|---|----------------------|-----------|
| 0 | ziro | |
| 1 | nṭhihi | ● |
| 2 | mbili | ● ● |
| 3 | raru | ● ● ● |
| 4 | i _̂ ne | ● ● ● ● |
| 5 | ṭ _̂ hanu | ● ● ● ● ● |

5. Nomboro na madzina a nomboro (Ngudo 22 na dzińwe)

| | |
|----|-------|
| 6 | rathi |
| 7 | sumbe |
| 8 | malo |
| 9 | ṭahe |
| 10 | fumi |


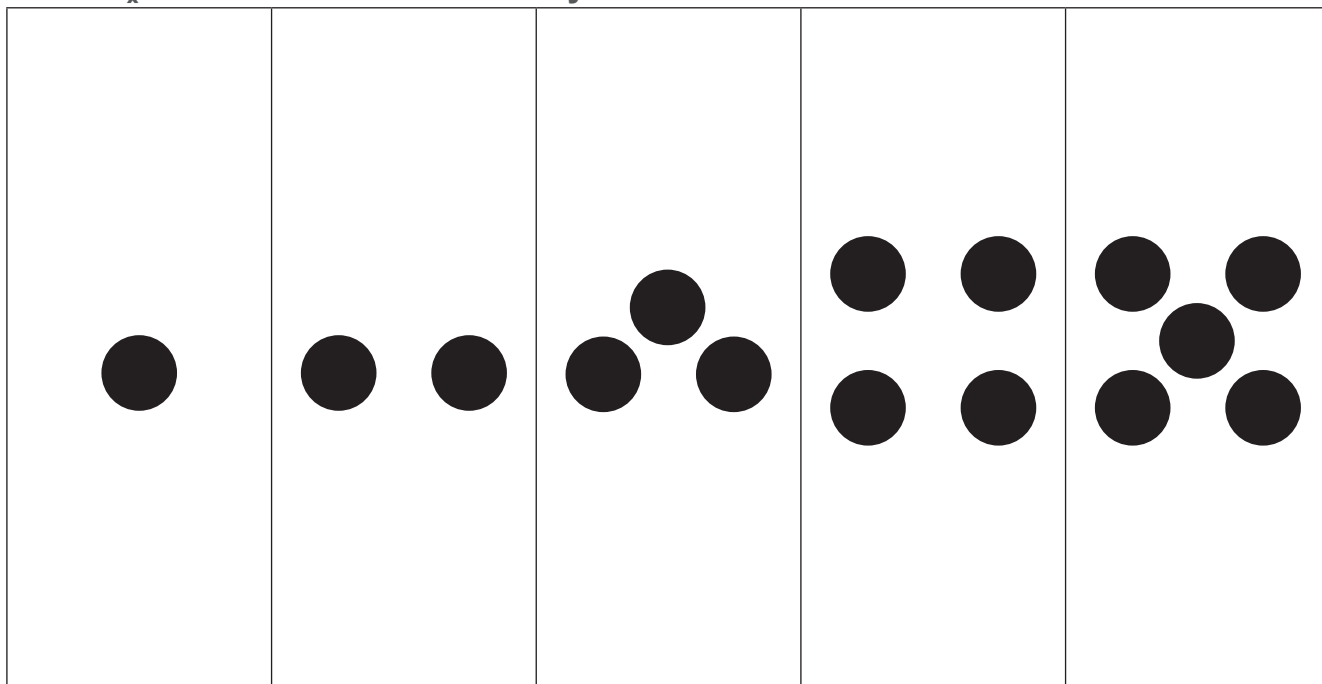
6. Nomboro na madzina a nomboro (Ngudo 23 na dziŋwe)

| | |
|----|-------------|
| 11 | fumi-ṭhihi |
| 12 | fumi-mbili |
| 13 | fumi-raru |
| 14 | fumi-ina |
| 15 | fumi-ṭhanu |

7. Nomboro na madzina a nomboro (Ngudo 24 na dziŵe)

| | |
|----|------------|
| 16 | fumi-rathi |
| 17 | fumi-sumbe |
| 18 | fumi-malo |
| 19 | fumi-tahe |
| 20 | fu-mbili |

8. Garaṭa dza nomboro dza zwifanyiso



9. Dikarata tse dipalo - di dirisiwa ka bophara kgotsa ka boleele (Thuto 12, 13, 16, 18, 29, 31)

| | | | | |
|--|--|--|--|--|
| | | | | |
|--|--|--|--|--|

| | | | | |
|--|--|--|--|--|
| | | | | |
|--|--|--|--|--|

| | | | | |
|--|--|--|--|--|
| | | | | |
|--|--|--|--|--|



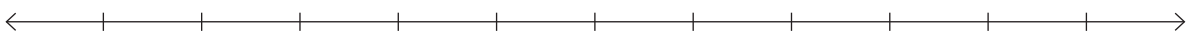
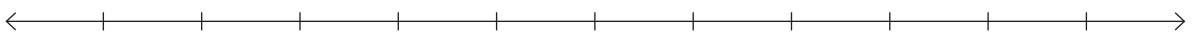
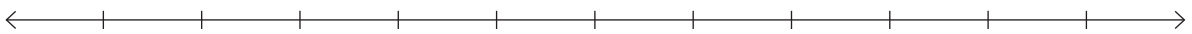


| | | | | |
|--|--|--|--|--|
| | | | | |
|--|--|--|--|--|

| | | | | | | | | | |
|--|--|--|--|--|--|--|--|--|--|
| | | | | | | | | | |
|--|--|--|--|--|--|--|--|--|--|

| | | | | | | | | | |
|--|--|--|--|--|--|--|--|--|--|
| | | | | | | | | | |
|--|--|--|--|--|--|--|--|--|--|

| | | | | | | | | | |
|--|--|--|--|--|--|--|--|--|--|
| | | | | | | | | | |
|--|--|--|--|--|--|--|--|--|--|

10. Melapalo 0-5 le 1-10 (Thuto 11, 12, 16, 17, 30, 31)



2. Mental Mathematics Challenge Cards: Bilingual Version

Each term there will be a set of eight mental mathematics challenge cards. If you make them into cards and collect them over the course of the year, you will have a set of one card per teaching week for a year.

Use of the mental mathematics challenge cards

Once a week learners should do mental mathematics in written form, so that there is some record of your daily mental mathematics activities. You can use the **mental mathematics challenge cards** for this purpose.

Learners should not use concrete material to work out the answers in mental mathematics. If learners need to, let them use their fingers as a concrete aid during mental mathematics, but make a note of who they are and then spend time with them during remediation to help them with the basic number and operation skills. Mental mathematics skills improve hugely from Grade 1 to Grade 3. In Grade 1 learners might only manage five questions, especially when they have to write the answers, but by Grade 3 learners should manage ten questions with written answers easily.

Maths Challenge Card 1

What number comes after?

Khaedu ya Divhambalo garata 1

Ndi nomboro ifhio i no da murahu ha??

1. 0
2. 1
3. 2
4. 3
5. 4
6. 3
7. 1
8. 2
9. 4
10. 0

Maths Challenge Card 2

What number comes before?

Khaedu ya Divhambalo garata 2

Ndi nomboro ifhio i no da nga phanda?

1. 2
2. 4
3. 3
4. 5
5. 1
6. 4
7. 3
8. 1
9. 5
10. 2

Maths Challenge Card 3

Count

Khaedu ya Divhambalo garata 3

Vhalani

1. 0, 1, __, __
2. 1, 2, __, __
3. 3, 4, __
4. 2, 3, __, __
5. 0, __, __, 3
6. 2, __, __, 5
7. 5, 4, __, __, 1
8. 4, __, __, 1
9. 2, __, __, 5
10. __, __, 4, 5

Maths Challenge Card 4

Order from smallest to biggest

Khaedu ya Divhambalo garata 4

Nzudzanyo u bva kha thukhusa u ya khakhulwanesa

1. 3, 1, 2
2. 5, 1, 2
3. 4, 1, 2
4. 0, 2, 1
5. 2, 4, 3
6. 5, 4, 3
7. 5, 1, 3
8. 4, 2, 3
9. 4, 2, 5
10. 5, 3, 1

Maths Challenge Card 1: Answers

What number comes after?

Khaedu ya Divhambalo garata 1: Phindulo

Ndi nomboro ifhio i no da murahu ha?

1. 1
2. 2
3. 3
4. 4
5. 5
6. 4
7. 2
8. 3
9. 5
10. 1

Maths Challenge Card 2: Answers

What number comes before?

Khaedu ya Divhambalo garata: Phindulo

Ndi nomboro ifhio i no da nga phanda?

1. 1
2. 3
3. 2
4. 4
5. 0
6. 3
7. 2
8. 0
9. 4
10. 1

Maths Challenge Card 3: Answers

Count

Khaedu ya Divhambalo garata 3: Phindulo

Vhalani

1. 2, 3
2. 3, 4
3. 5
4. 4, 5
5. 1, 2
6. 3, 4
7. 3, 2
8. 3, 2
9. 3, 4
10. 2, 3

Maths Challenge Card 4: Answers

Order from smallest to biggest

Khaedu ya Divhambalo garata 4: Phindulo

Nzudzanyo u bva kha thukhusa u ya khakhulwanesa

1. 1, 2, 3
2. 1, 2, 5
3. 1, 2, 4
4. 0, 1, 2
5. 2, 3, 4
6. 3, 4, 5
7. 1, 3, 5
8. 2, 3, 4
9. 2, 4, 5
10. 1, 3, 5

Maths Challenge Card 5

Order from biggest to smallest

Khaedu ya Divhambalo garata 5

Nzudzanyo u bvakha khulwanesa u ya kha thukhusa.

1. 3, 1, 2
2. 5, 1, 2
3. 4, 1, 2
4. 0, 2, 1
5. 2, 4, 3
6. 5, 4, 3
7. 1, 5, 3
8. 4, 2, 3
9. 4, 2, 5
10. 1, 3, 5

Maths Challenge Card 6

1 more than

Khaedu ya Divhambalo garata 6

I no fhira i yo nga 1

1. $2 + 1 =$
2. $1 + 1 =$
3. $3 + 1 =$
4. $4 + 1 =$
5. $0 + 1 =$
6. $1 + 2 =$
7. $1 + 1 =$
8. $3 + 1 =$
9. $4 + 1 =$
10. $1 + 0 =$

Maths Challenge Card 7

2 more than

Khaedu ya Divhambalo garata 7

I no fhira i yo nga 2

1. $1 + 2 =$
2. $2 + 2 =$
3. $3 + 2 =$
4. $4 + 2 =$
5. $5 + 2 =$
6. $2 + 1 =$
7. $2 + 2 =$
8. $2 + 4 =$
9. $2 + 3 =$
10. $2 + 5 =$

Maths Challenge Card 8

1 less than

Khaedu ya Divhambalo garata 8

I re fhasi ha i yo nga 1

1. $1 - 1 =$
2. $5 - 1 =$
3. $3 - 1 =$
4. $4 - 1 =$
5. $2 - 1 =$
6. $7 - 1 =$
7. $9 - 1 =$
8. $8 - 1 =$
9. $6 - 1 =$
10. $5 - 1 =$

Maths Challenge Card 5: Answers

Order from biggest to smallest

Khaedu ya Divhambalo garata 5: Phindulo

Nzudzanyo u bvakha khulwanesa u ya kha thukhusa

1. 3, 2, 1
2. 5, 2, 1
3. 4, 2, 1
4. 2, 1, 0
5. 4, 3, 2
6. 5, 4, 3
7. 5, 3, 1
8. 4, 3, 2
9. 5, 4, 2
10. 5, 3, 1

Maths Challenge Card 6: Answers

1 more than

Khaedu ya Divhambalo garata 6: Phindulo

I no fhira i yo nga 1

1. 3
2. 2
3. 4
4. 5
5. 1
6. 3
7. 2
8. 4
9. 5
10. 1

Maths Challenge Card 7: Answers

2 more than

Khaedu ya Divhambalo garata: Phindulo

I no fhira i yo nga 2.

1. 3
2. 4
3. 5
4. 6
5. 7
6. 3
7. 4
8. 6
9. 5
10. 7

Maths Challenge Card 8: Answers

1 less than

Khaedu ya Divhambalo garata 8: Impendulo

I re fhasi ha i yo nga 1.

1. 0
2. 4
3. 2
4. 3
5. 1
6. 6
7. 8
8. 7
9. 5
10. 4

3. Enrichment Activity Cards: English version

Each term a set of new enrichment cards will be provided. You should retain this set, as they will not be reproduced each term.

Use of the enrichment activity cards

Optional as required.

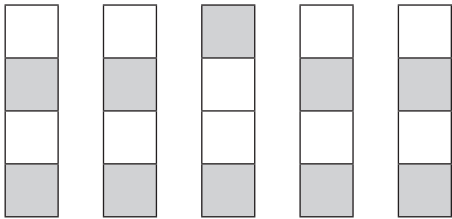
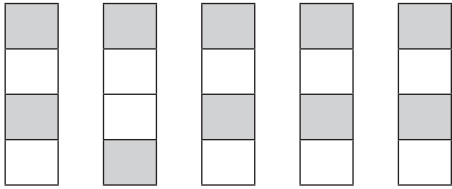
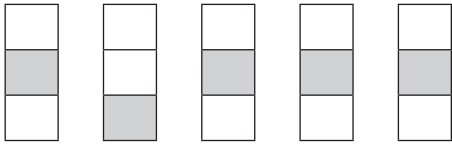
These cards include activities that you can use for enrichment opportunities for learners who have completed the lesson activities ahead of the rest of the class. Learners should work on these cards independently or with their peers who have also completed the classwork. You may need to explain some of the activities to the learners who use them. You should remind them to ask you questions about any of the enrichment activities that they are doing, so that you can guide them as necessary.

You should photocopy the enrichment cards, paste them onto cardboard and laminate them (if possible), so that they can be used as a resource, not only this year but in the future as well.

Put the cardboard laminated cards into a box in a set place in your classroom, so that learners know where to find them. These cards are for all learners and do not have to be used in a particular order. Learners should keep a record of the cards that they have done, so that they continue to choose a new card each time they go to the box. Learners must be taught to replace the cards in numeric order in the box, so that everyone who looks for cards can easily find the one they want to use.


Enrichment Activity 1.1

Which one does not belong?



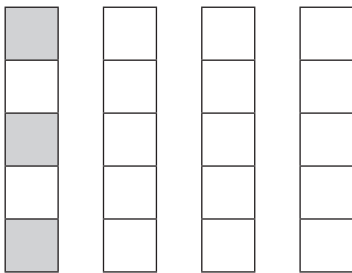
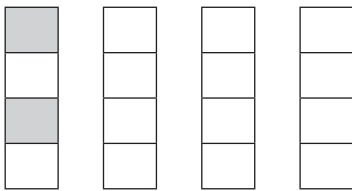
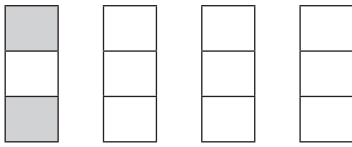
Enrichment Activity 1.2

Complete the faces.




Enrichment Activity 1.3

Colour the others to make them look like the first one.



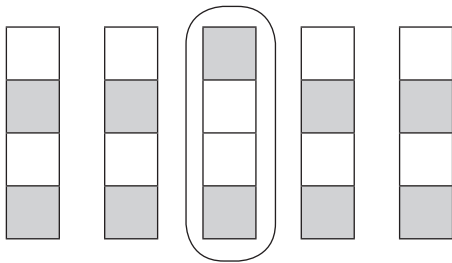
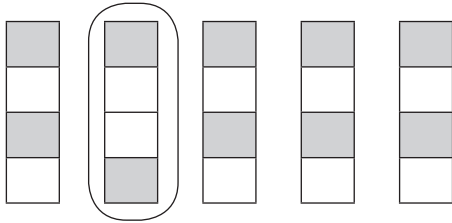
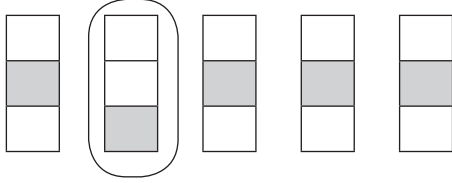
Enrichment Activity 1.4

Complete the houses.



Enrichment Activity 1.1: Answers

Which one does not belong?



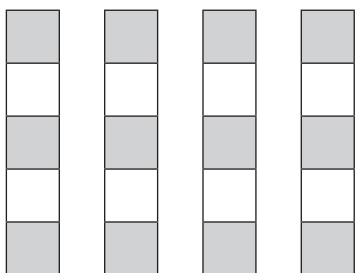
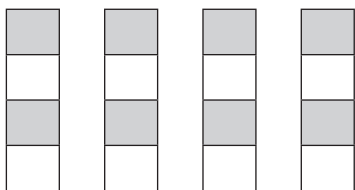
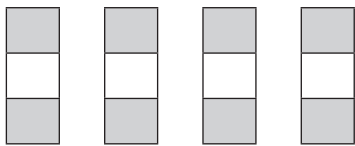
Enrichment Activity 1.2: Answers

Complete the faces.




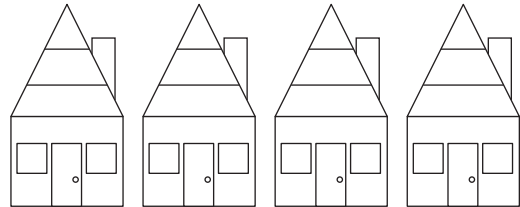
Enrichment Activity 1.3: Answers

Colour the others to make them look like the first one.




Enrichment Activity 1.4: Answers

Complete the houses.



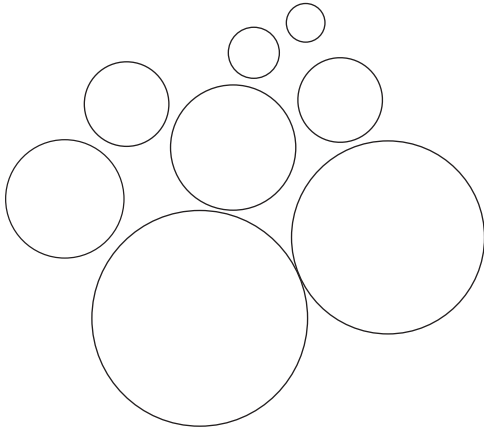
Enrichment Activity 1.5

Colour the biggest bear.




Colour the ball closest to you in blue.

Colour the ball furthest from you in green.





Enrichment Activity 1.6

Trace the suns and colour them.



Enrichment Activity 1.7

Draw arrows to show which way the boys are walking.



Enrichment Activity 1.8

Colour the mouse in the middle.



On the left.




On the right.



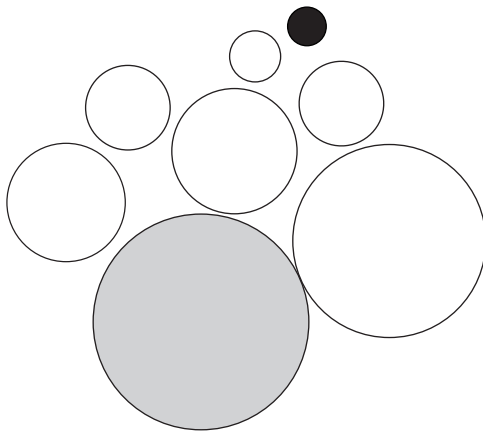
Enrichment Activity 1.5: Answers

Colour the biggest bear.




Colour the ball closest to you in blue.

Colour the ball furthest from you in green.



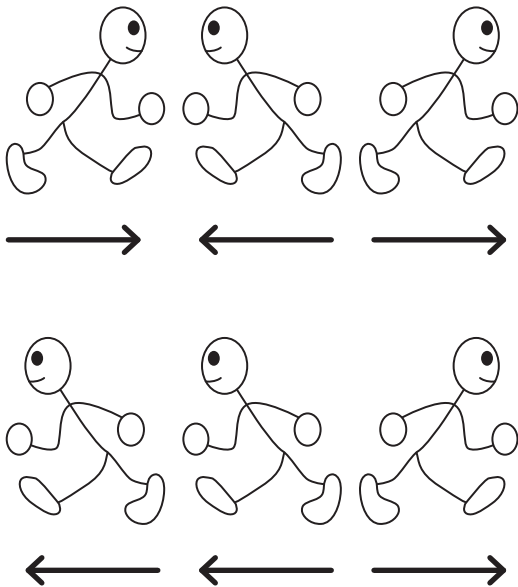
Enrichment Activity 1.6: Answers

Trace the suns and colour them.




Enrichment Activity 1.7: Answers

Draw arrows to show which way the boys are walking.




Enrichment Activity 1.8: Answers


Colour the mouse in the middle.



On the left.

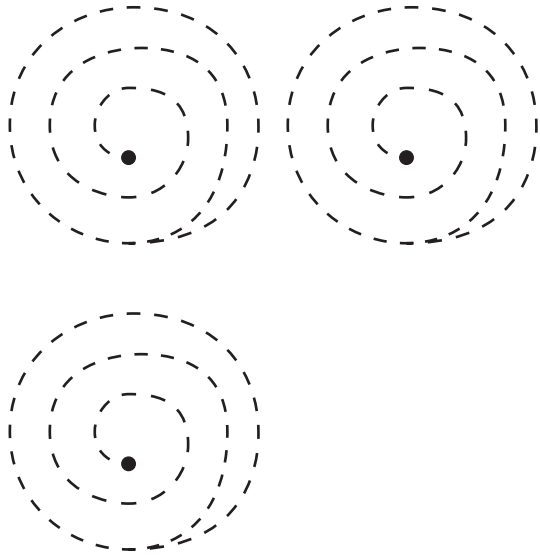


On the right.



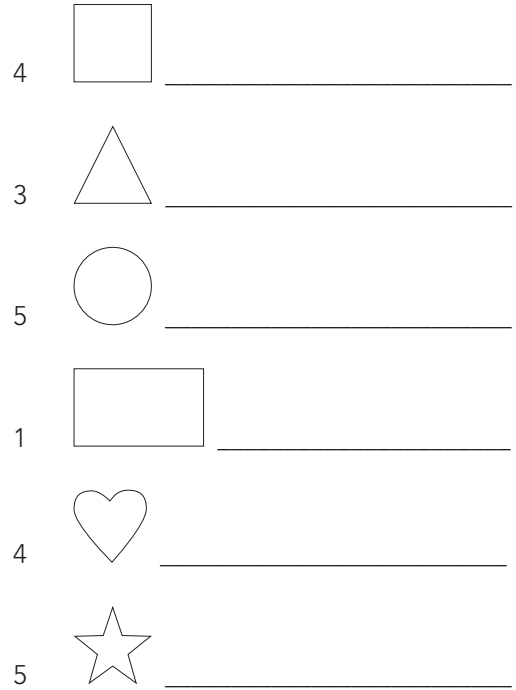
Enrichment Activity 1.9

Trace these patterns. Start on the inside.



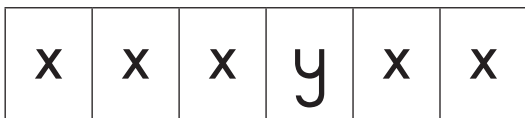
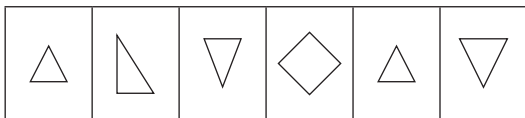
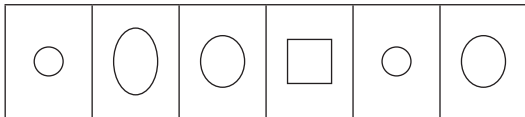
Enrichment Activity 1.10

Draw the following:



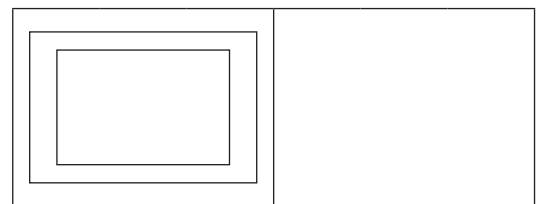

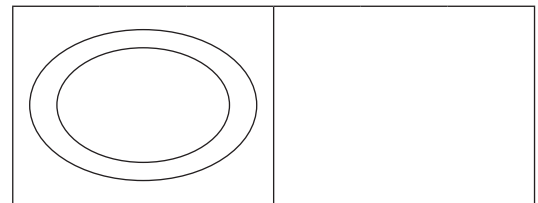
Enrichment Activity 1.11

Which one does not belong?




Enrichment Activity 1.12

Draw the same:




Enrichment Activity 1.9: Answers

Trace these patterns. Start on the inside.



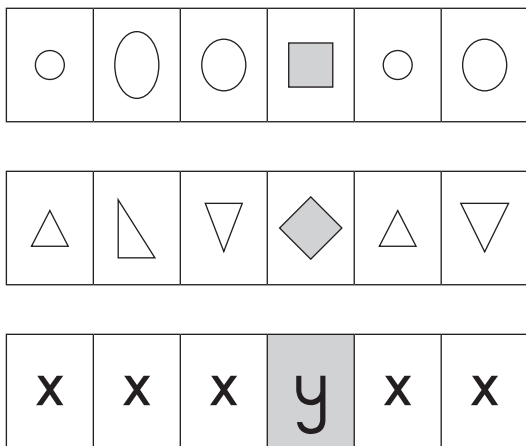
Enrichment Activity 1.10: Answers

Draw the following:




Enrichment Activity 1.11: Answers

Which one does not belong?



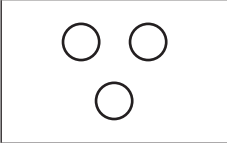

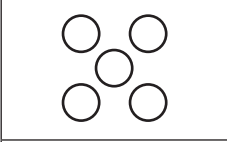

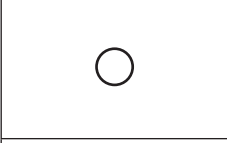

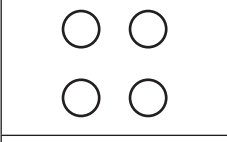



Enrichment Activity 1.12: Answers

Draw the same:




Enrichment Activity 1.13

Match these blocks.

| | |
|--|--|
|  |  |
|  |  |
|  |  |
|  |  |
|  |  |

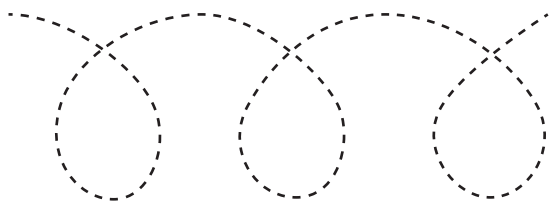
Enrichment Activity 1.14

Complete the face using symmetry.




Enrichment Activity 1.15

Trace the patterns.

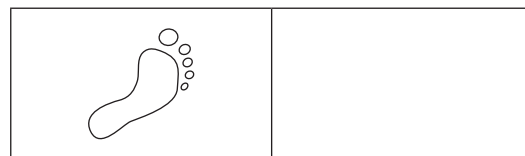


Enrichment Activity 1.16


Draw 2 more.



Draw 1 more.

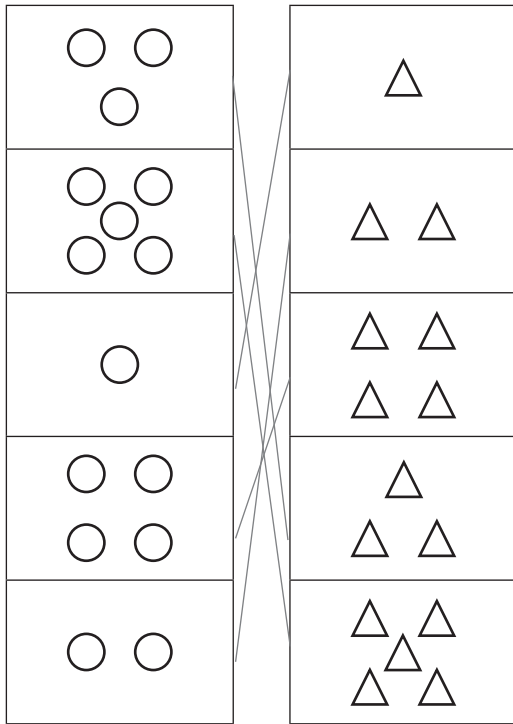


Draw the same number.




Enrichment Activity 1.13: Answers

Match these blocks.



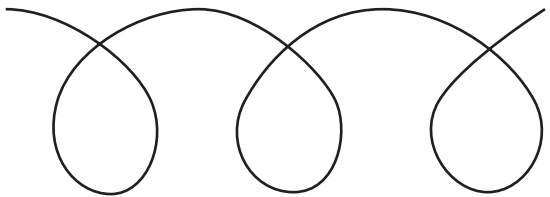

Enrichment Activity 1.14: Answers

Complete the face using symmetry.




Enrichment Activity 1.15: Answers

Trace the patterns.

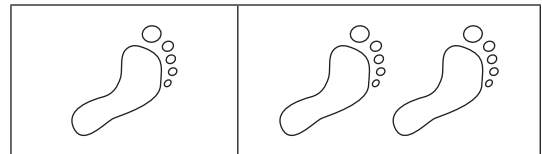


Enrichment Activity 1.16: Answers


Draw 2 more.



Draw 1 more.




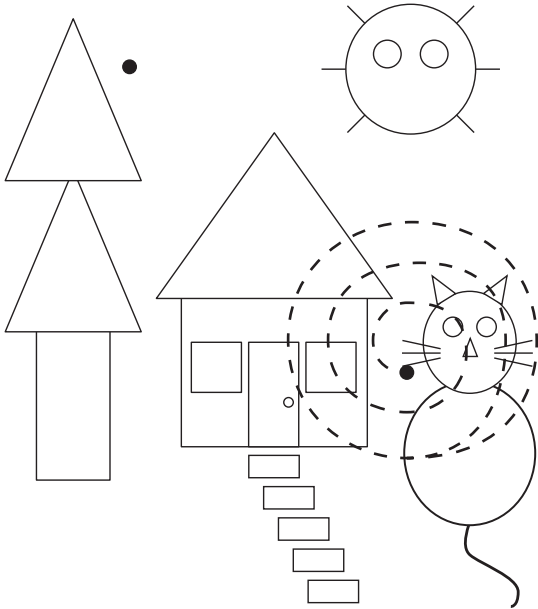
Draw the same number.



Enrichment Activity 1.17


Colour all the

-  red  yellow
 blue  green



Enrichment Activity 1.18

Add to these shapes to make your own picture.




Enrichment Activity 1.19

Draw the following:

4 cats




2 more cats



5 apples



3 less apples



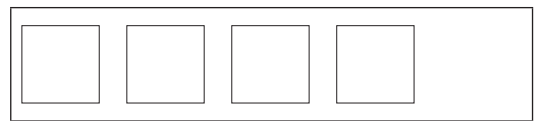
Enrichment Activity 1.20

Draw the following:

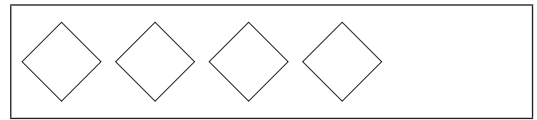
2 more



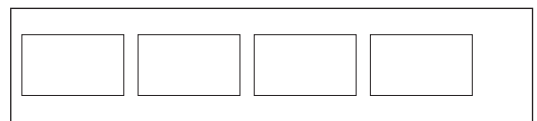
2 less



1 more




4 less



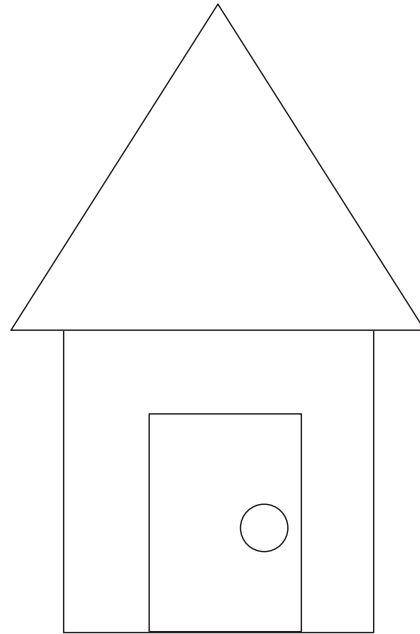
Enrichment Activity 1.17: Answers

Colour all the



Enrichment Activity 1.18: Answers


Add to these shapes to make your own picture.




Enrichment Activity 1.19: Answers

Draw the following:


4 cats



2 more cats



5 apples




3 less apples



Enrichment Activity 1.20: Answers

Draw the following:

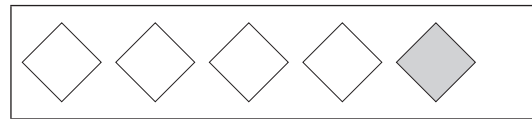
2 more



2 less



1 more




4 less




Enrichment Activity 1.21

Draw a line to the picture that matches the one on the left.



Enrichment Activity 1.22

Match the pictures with the shapes.



Enrichment Activity 1.23

Complete the following:

1 more than 2 is _____

1 more than 3 is _____

2 more than 4 is _____

2 more than 0 is _____

3 more than 1 is _____

3 more than 2 is _____

1 less than 2 is _____

2 less than 4 is _____

4 less than 5 is _____

Enrichment Activity 1.24

Complete the following:

$$2 + 3 = \square$$

$$4 + 2 = \square$$

$$3 + 3 = \square$$

$$1 + 1 = \square$$

$$0 + 1 = \square$$

$$1 - 0 = \square$$

$$2 - 1 = \square$$


$$5 + 5 = \square$$

$$7 - 4 = \square$$

$$3 + 1 = \square$$


Enrichment Activity 1.21: Answers

Draw a line to the picture that matches the one on the left.



Enrichment Activity 1.22: Answers

Match the pictures with the shapes.



Enrichment Activity 1.23: Answers

Complete the following:

1 more than 2 is 3

1 more than 3 is 4

2 more than 4 is 6

2 more than 0 is 2

3 more than 1 is 4

3 more than 2 is 5

1 less than 2 is 1

2 less than 4 is 2

4 less than 5 is 1

Enrichment Activity 1.24: Answers

Complete the following:

$$2 + 3 = \boxed{5}$$

$$4 + 2 = \boxed{6}$$

$$3 + 3 = \boxed{6}$$

$$1 + 1 = \boxed{2}$$

$$0 + 1 = \boxed{1}$$

$$1 - 0 = \boxed{1}$$

$$2 - 1 = \boxed{1}$$

$$5 + 5 = \boxed{10}$$

$$7 - 4 = \boxed{3}$$

$$3 + 1 = \boxed{4}$$

Enrichment Activity 1.25

Colour the following:

All the 2's

| | | | | | | | | |
|---|---|---|---|---|---|---|---|---|
| 4 | 2 | 5 | 1 | 2 | 3 | 2 | 1 | 2 |
|---|---|---|---|---|---|---|---|---|

All the 3's

| | | | | | | | | |
|---|---|---|---|---|---|---|---|---|
| ε | 3 | ε | ∞ | ε | 3 | 3 | ∞ | ε |
|---|---|---|---|---|---|---|---|---|

All the 4's

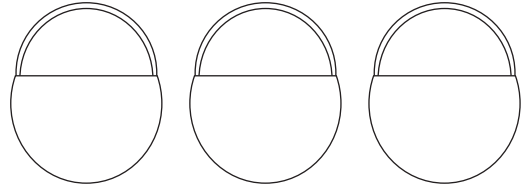
| | | | | | | | | |
|---|---|---|---|---|---|---|---|---|
| 3 | 2 | 4 | 1 | 4 | 5 | 1 | 4 | 3 |
|---|---|---|---|---|---|---|---|---|

All the 5's

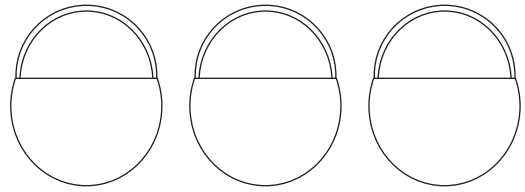
| | | | | | | | | |
|---|---|---|---|---|---|---|---|---|
| 5 | 3 | 7 | 1 | 4 | 5 | 5 | 0 | 3 |
|---|---|---|---|---|---|---|---|---|

Enrichment Activity 1.26

Put apples in the basket.



2 apples 3 more apples 1 less apple


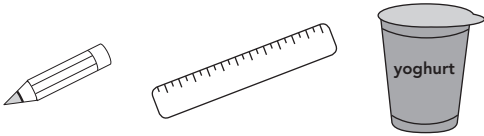


5 apples 4 less apples 3 more apple

Enrichment Activity 1.27

Which is heavier?



Circle the heaviest picture in each line.



Enrichment Activity 1.28

Who has the most

Circle the picture.



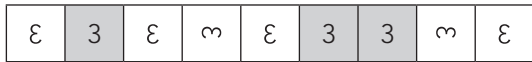
Enrichment Activity 1.25: Answers

Colour the following:

All the 2's




All the 3's



All the 4's

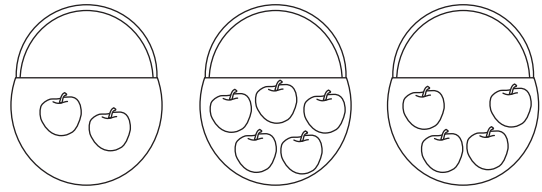


All the 5's

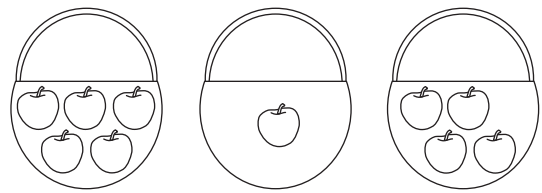


Enrichment Activity 1.26: Answers

Put apples in the basket.



2 apples 3 more apples 1 less apple



5 apples 4 less apples 3 more apple

Enrichment Activity 1.27: Answers

Which is heavier?


Circle the heaviest picture in each line.



Enrichment Activity 1.28: Answers


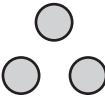
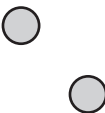


Who has the most

Circle the picture.



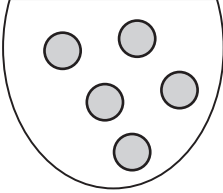
Enrichment Activity 1.29

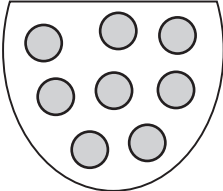
Match the number name and counters with each other.

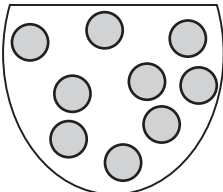
| | | |
|---|-------|---|
| 3 | two |  |
| 1 | five |  |
| 4 | three |  |
| 5 | one |  |
| 2 | four |  |

Enrichment Activity 1.30

How many marbles do you see?









Enrichment Activity 1.31


How many squares can you see?





Enrichment Activity 1.32

Complete the pattern.

 _____


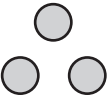
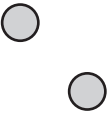

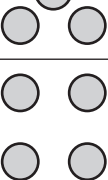
 _____

 _____

 _____

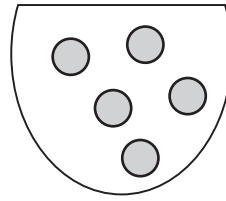
Enrichment Activity 1.29: Answers

Match the number name and counters with each other.

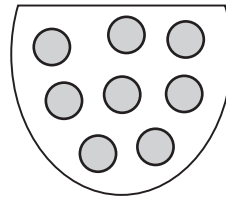
| | | |
|---|-------|---|
| 3 | two |  |
| 1 | five |  |
| 4 | three |  |
| 5 | one |  |
| 2 | four |  |

Enrichment Activity 1.30: Answers

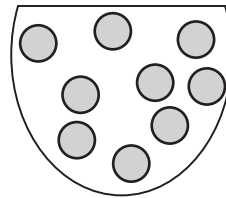
How many marbles do you see?



5




8



9

Enrichment Activity 1.31: Answers

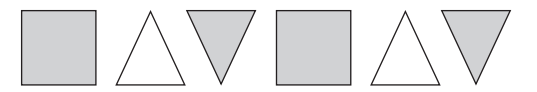
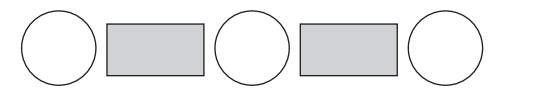
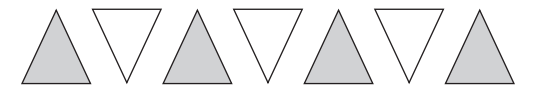
How many squares can you see?



21

Enrichment Activity 1.32: Answers

Complete the pattern.



4. Enrichment Activity Cards: Tshivenda version

Each term a set of new enrichment cards will be provided. You should retain this set, as they will not be reproduced each term.

Use of the enrichment activity cards

Optional as required.

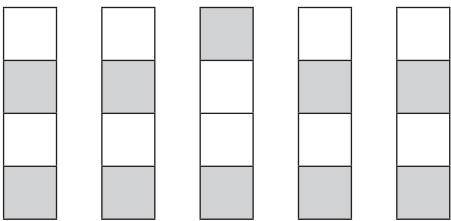
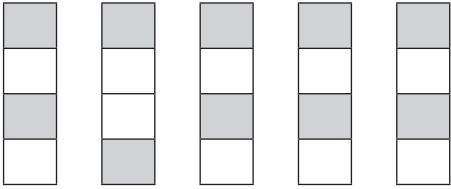
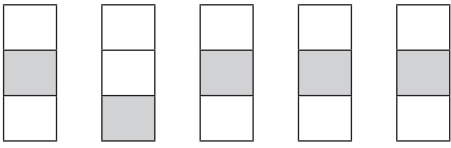
These cards include activities that you can use for enrichment opportunities for learners who have completed the lesson activities ahead of the rest of the class. Learners should work on these cards independently or with their peers who have also completed the classwork. You may need to explain some of the activities to the learners who use them. You should remind them to ask you questions about any of the enrichment activities that they are doing, so that you can guide them as necessary.

You should photocopy the enrichment cards, paste them onto cardboard and laminate them (if possible), so that they can be used as a resource, not only this year but in the future as well.

Put the cardboard laminated cards into a box in a set place in your classroom, so that learners know where to find them. These cards are for all learners and do not have to be used in a particular order. Learners should keep a record of the cards that they have done, so that they continue to choose a new card each time they go to the box. Learners must be taught to replace the cards in numeric order in the box, so that everyone who looks for cards can easily find the one they want to use.

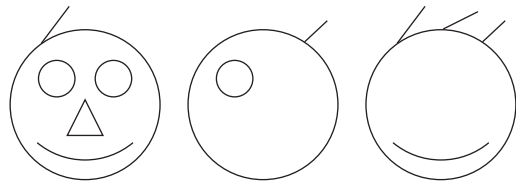


Mushumo wa u Pfumisa 1.1

Ndi ifhio i songo fanelaho uvha afho?



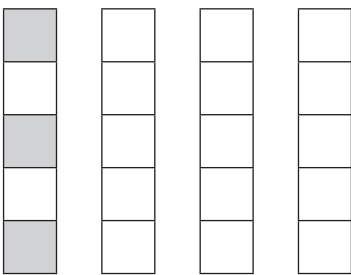
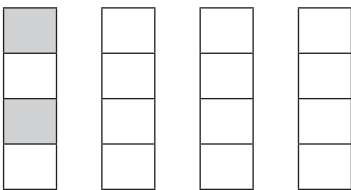
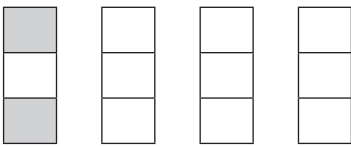
Mushumo wa u Pfumisa 1.2

Fhedzisani zwifhatuwo



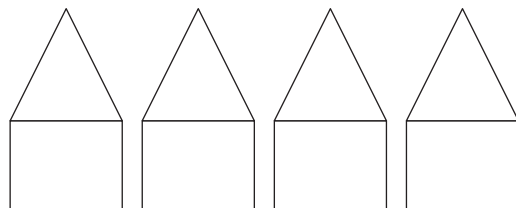
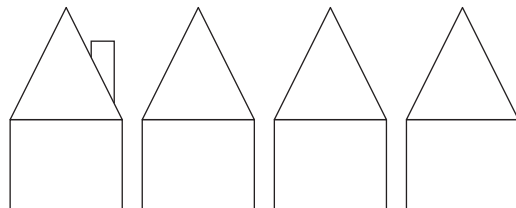
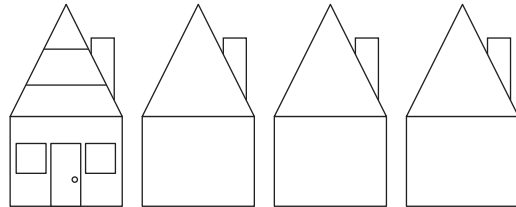
Mushumo wa u Pfumisa 1.3

Khalarani izwo zwinwe urizwi fanena tsha thoma.



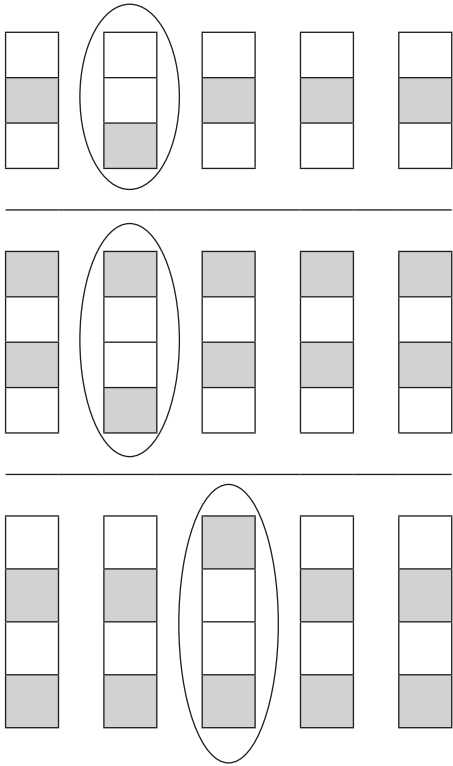
Mushumo wa u Pfumisa 1.4

Fhedzisani dzinndu




Mushumo wa u Pfumisa 1.1: Phindulo

Ndi ifhio i songo fanelaho uvha afho?



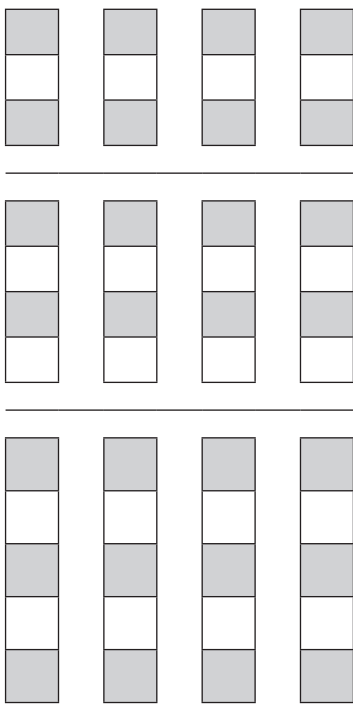
Mushumo wa u Pfumisa 1.2: Phindulo

Fhedzisani zwifhatuwo



Mushumo wa u Pfumisa 1.3: Phindulo

Khalarani izwo zwinwe urizwi fanena tsha thoma.




Mushumo wa u Pfumisa 1.4: Phindulo

Fhedzisani dzinndu




Mushumo wa u Pfumisa 1.5

Khalara bera e kgolokgolo.




Khalarani bola ire tsinisa na inwe nga lutombo. Khalarani bola ire khulesa na inwi nga dala.





Mushumo wa u Pfumisa 1.6

Tevedzelani duvha nili khalarare.



Mushumo wa u Pfumisa 1.7

Olani misevhe u sumbedza hune vhatukana va khou ya hone,



Mushumo wa u Pfumisa 1.8

Khalarani mbevha ire vuhati.



Ya Kha Tshamonde.




Ya Kha Tshaula.

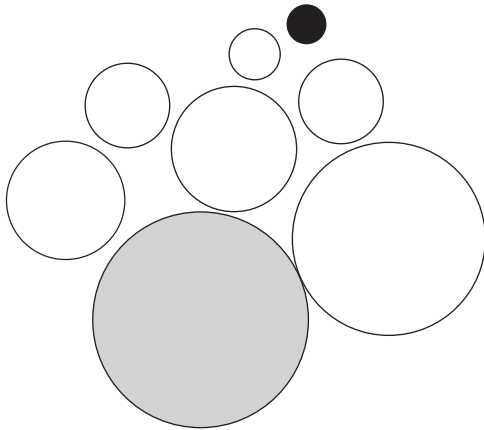


Mushumo wa u Pfumisa 1.5: Phindulo

Khalarani tshivingwi tshihulusa.




Khalarani bola ire tsinisa na inwe nga lutombo. Khalarani bola ire khulesa na inwi nga dala.





Mushumo wa u Pfumisa 1.6: Phindulo

Tevedzelani divha nili khalarare.



Mushumo wa u Pfumisa 1.7: Phindulo

Olani misevhe u sumbedza hune vhatukana va khou ya hone.



Mushumo wa u Pfumisa 1.8: Phindulo

Khalarani mbevha ire vhuhati.



Ya Kha Tshamonde.

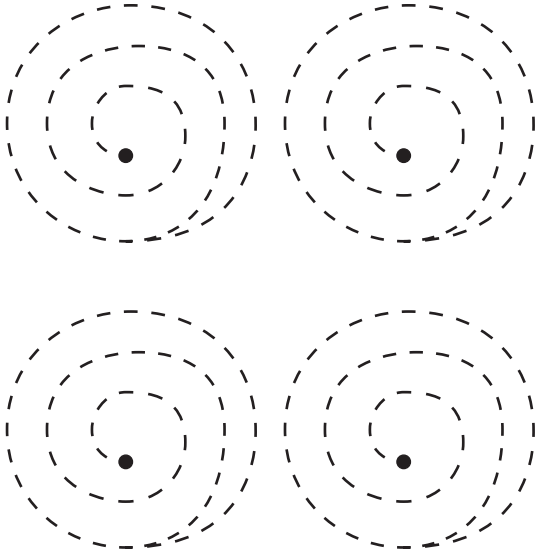


Ya Kha Tshaula.



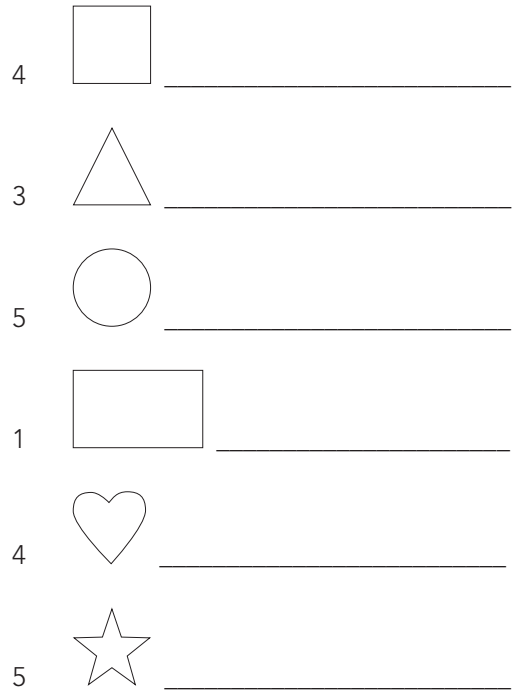
Mushumo wa u Pfumisa 1.9

Tevhedzelani hedzi phetheni. Ni thome ngangomu.



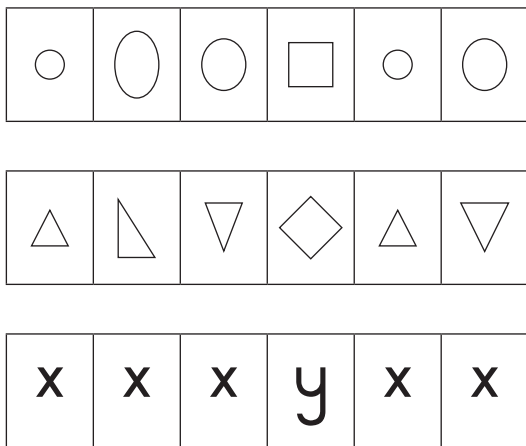
Mushumo wa u Pfumisa 1.10

Olani zwi tevhelaho:




Mushumo wa u Pfumisa 1.11

Ndi ifhio i songo fanelaho uvha afho?



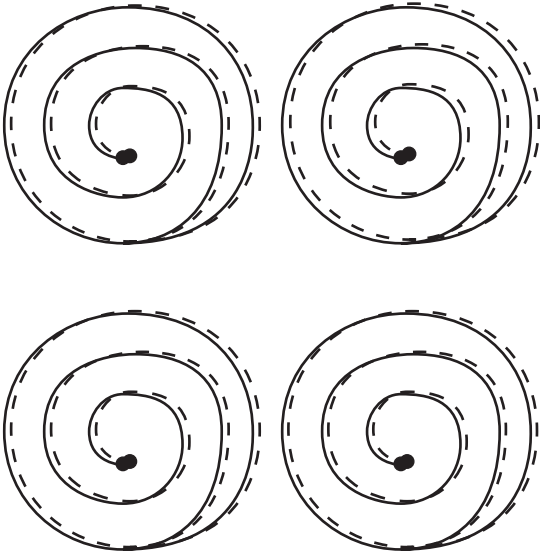
Mushumo wa u Pfumisa 1.12

Olani zwi no fana nazwo:




Mushumo wa u Pfumisa 1.9: Phindulo

Tevhedzelani hedzi phetheni. Ni thome ngangomu.



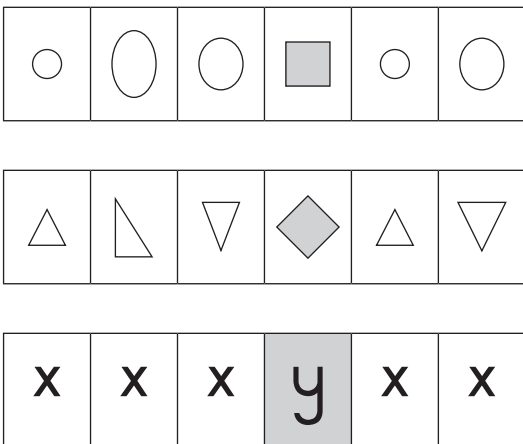
Mushumo wa u Pfumisa 1.10: Phindulo

Olani zwi tevhelaho:



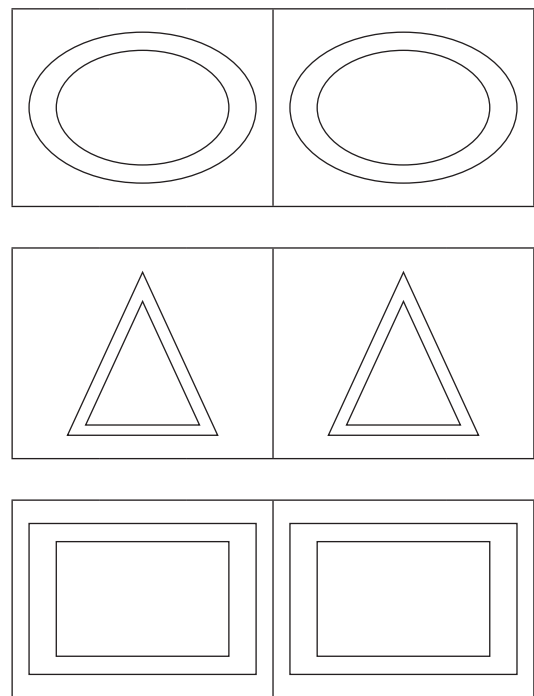
Mushumo wa u Pfumisa 1.11: Phindulo

Ndi ifhio i songo fanelaho uvha afho?



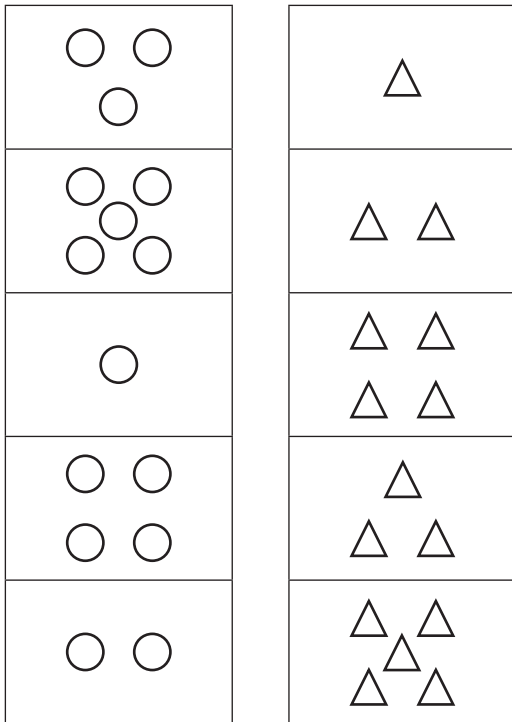
Mushumo wa u Pfumisa 1.12: Phindulo

Olani zwi no fana nazwo:




Mushumo wa u Pfumisa 1.13

Livhanyani hedzi dzibuloko.




Mushumo wa u Pfumisa 1.14

Fhedzisani zwifhatuwo ni tshi kou shumisa vulinga huvhili.




Mushumo wa u Pfumisa 1.15

Tevhedzelani dziphetheni.




Mushumo wa u Pfumisa 1.16


Olani no engedza nga 2.



Olani no engedza nga 1.

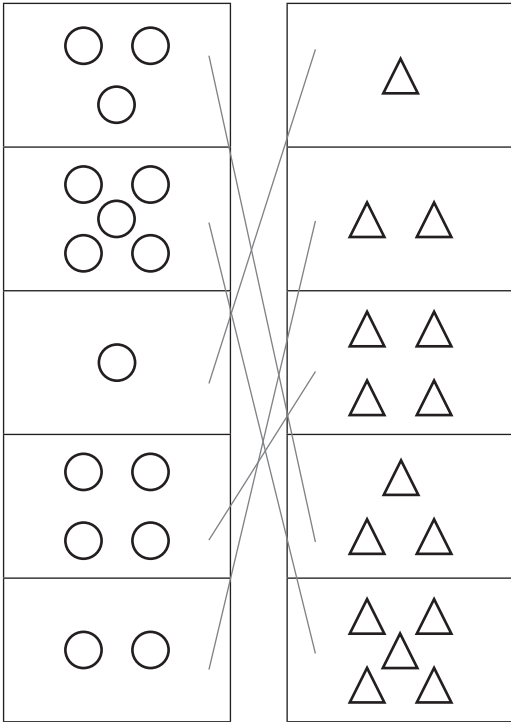


Olani nomboro ino lingana na yeneyo.




Mushumo wa u Pfumisa 1.13: Phindulo

Livhanyani hedzi dzibuloko.



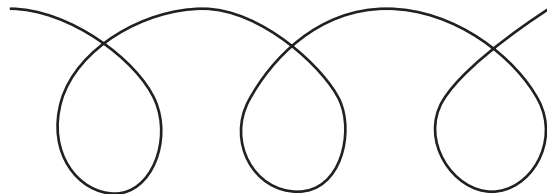

Mushumo wa u Pfumisa 1.14: Phindulo

Fhedzisani zwifhatuwo ni tshi kou shumisa vulinga huvhili.




Mushumo wa u Pfumisa 1.15: Phindulo

Tevhedzelani dziphetheni.

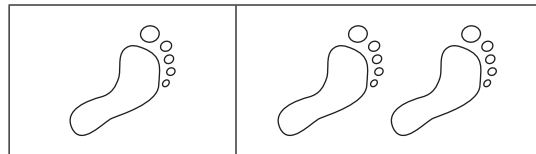


Mushumo wa u Pfumisa 1.16: Phindulo


Olani no engedza nga 2.



Olani no engedza nga 1.








Olani nomboro ino lingana na yeneyo.



Mushumo wa u Pfumisa 1.17


Khalarani zwothezwa:

-  tswuku
-  tada
-  lutombo
-  dala



Mushumo wa u Pfumisa 1.18


Engedzani he zwi zwiwhumbeo u it tshivanyiso tshanu.



Mushumo wa u Pfumisa 1.19

Olani zwi tevhelaho:

Zwimanga zwa 4



Zwimanga zwo engedzwaho nga 2



Ma apula a 5




Ma apula matuku nga 3



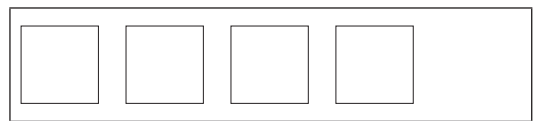
Mushumo wa u Pfumisa 1.20

Olani zwi tevhelaho:

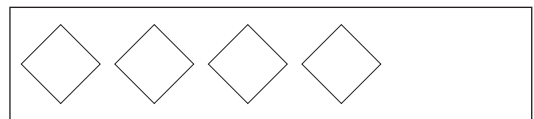
Zwinwe zwa 2



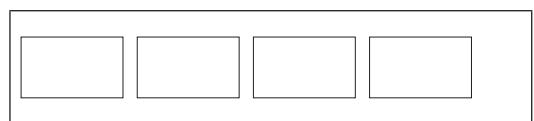
Zwituku nga 2



Tshwinwe tsha 1








Zwituku nga 4



Mushumo wa u Pfumisa 1.17: Phindulo

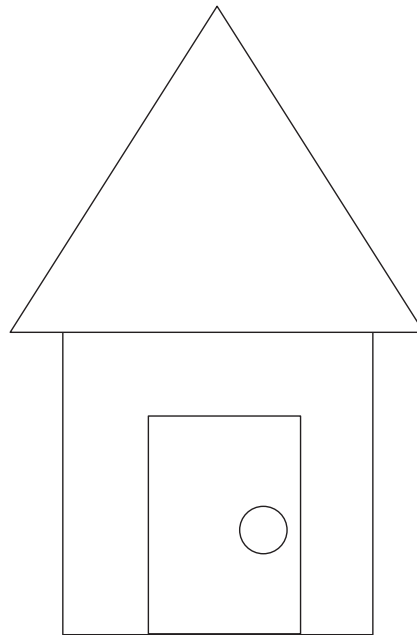
Khalarani zwothezwa

-  otswuku
-  otada
-  olutombo
-  odala



Mushumo wa u Pfumisa 1.18: Phindulo


Engedzani he zwi zwi vhumbeo u it tshivanyiso tshanu.




Mushumo wa u Pfumisa 1.19: Phindulo

Olani zwi tevhelaho:


Zwimanga zwa 4




Zwimanga zwo engedzwaho nga 2



Ma apula a 5




Ma apula matuku nga 3



Mushumo wa u Pfumisa 1.20: Phindulo

Olani zwi tevhelaho:

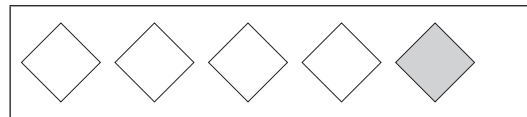
Zwinwe zwa 2



Zwituku nga 2



Tshwinwe tsha 1




Zwituku nga 4



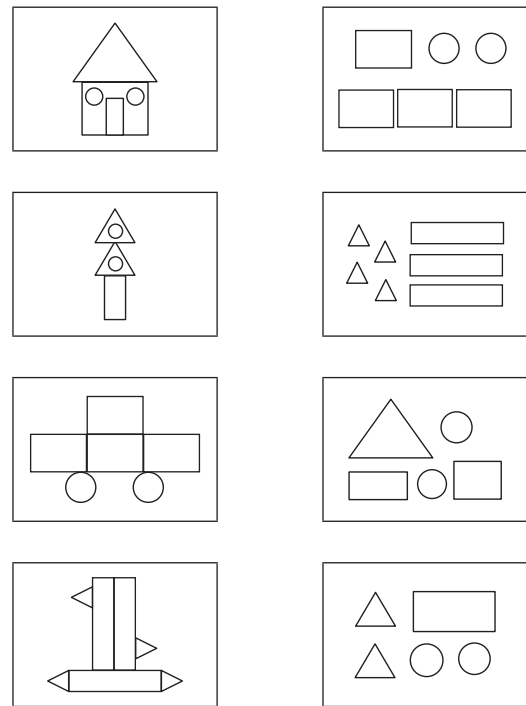
Mushumo wa u Pfumisa 1.21

Olani mutalo u ye tshifanyiso tshi no tshimbilelana na tshi re thungo ya tshamonde.



Mushumo wa u Pfumisa 1.22

Livhanyani zwifanyiso na zwivhumbeo.



Mushumo wa u Pfumisa 1.23

Fhedzisani zwi tevhelaho:

2 u fhirisa 1 ndi _____

3 u fhirisa 1 ndi _____

4 u fhirisa 2 ndi _____

0 u fhirisa 2 ndi _____

1 u fhirisa 3 ndi _____

2 u fhirisa 3 ndi _____

2 u fhirisa 1 ndi _____

4 u fhirisa 2 ndi _____

5 u fhirisa 4 ndi _____

Mushumo wa u Pfumisa 1.24

Fhedzisani zwi tevhelaho:

$$2 + 3 = \square$$

$$4 + 2 = \square$$

$$3 + 3 = \square$$

$$1 + 1 = \square$$

$$0 + 1 = \square$$

$$1 - 0 = \square$$

$$2 - 1 = \square$$


$$5 + 5 = \square$$

$$7 - 4 = \square$$

$$3 + 1 = \square$$

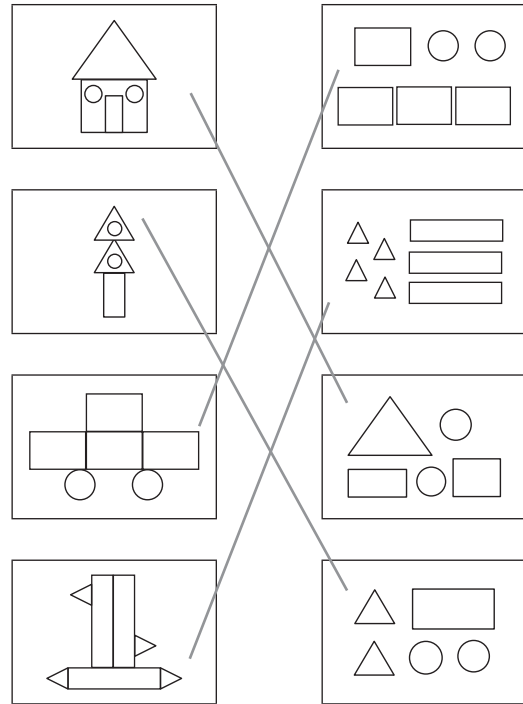
Mushumo wa u Pfumisa 1.21: Phindulo

Olani mutalo u ye tshifanyiso tshi no tshimbilelana na tshi re thungo ya tshamonde.



Mushumo wa u Pfumisa 1.22: Phindulo

Livhanyani zwifanyiso na zwiwumbeo.



Mushumo wa u Pfumisa 1.23: Phindulo

Fhedzisani zwi tevhelaho:

- 2 u fhirisa 1 ndi 3
- 3 u fhirisa 1 ndi 4
- 4 u fhirisa 2 ndi 6
- 0 u fhirisa 2 ndi 2
- 1 u fhirisa 3 ndi 4
- 2 u fhirisa 3 ndi 5
- 2 u fhirisa 1 ndi 3
- 4 u fhirisa 2 ndi 6
- 5 u fhirisa 4 ndi 9

Mushumo wa u Pfumisa 1.24: Phindulo

Fhedzisani zwi tevhelaho:

- $2 + 3 = 5$
- $4 + 2 = 6$
- $3 + 3 = 6$
- $1 + 1 = 2$
- $0 + 1 = 1$
- $1 - 0 = 1$
- $2 - 1 = 1$
- $5 + 5 = 10$
- $7 - 4 = 3$
- $3 + 1 = 4$

Mushumo wa u Pfumisa 1.25

Khalarani zwi tevhelaho:

Dzi 2 dzothe

| | | | | | | | | |
|---|---|---|---|---|---|---|---|---|
| 4 | 2 | 5 | 1 | 2 | 3 | 2 | 1 | 2 |
|---|---|---|---|---|---|---|---|---|

Dzi 3 dzothe

| | | | | | | | | |
|---|---|---|---|---|---|---|---|---|
| ε | 3 | ε | Ϣ | ε | 3 | 3 | Ϣ | ε |
|---|---|---|---|---|---|---|---|---|

Dzi 4 dzothe

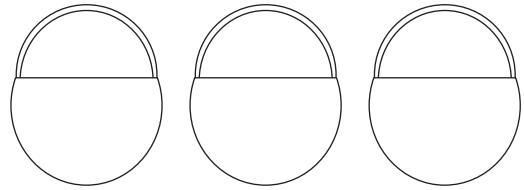
| | | | | | | | | |
|---|---|---|---|---|---|---|---|---|
| 3 | 2 | 4 | 1 | 4 | 5 | 1 | 4 | 3 |
|---|---|---|---|---|---|---|---|---|

Dzi 5 dzothe

| | | | | | | | | |
|---|---|---|---|---|---|---|---|---|
| 5 | 3 | 7 | 1 | 4 | 5 | 5 | 0 | 3 |
|---|---|---|---|---|---|---|---|---|

Mushumo wa u Pfumisa 1.26

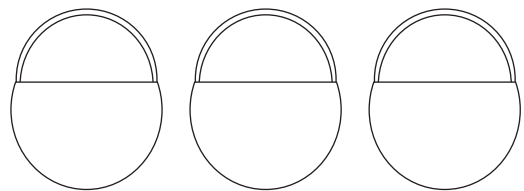
Dzhenisa maapula tshirunduni.



maapula a 2

u engedza
nga a 3

u fhungudza nga
1



ma apula a 5

u fhungudza
nga 4

u engedza
nga a 3


Mushumo wa u Pfumisa 1.27

Ndi ithio no lemelesa? Tingedzelani tshifanyiso tshi no lemelesa.



Mushumo wa u Pfumisa 1.28

Ndi nnyi a re na zwinzhi? Tingedzelani tshifanyiso.



Mushumo wa u Pfumisa 1.25: Phindulo

Khalarani zwi tevhelaho:

Dzi 2 dzothe

| | | | | | | | | |
|---|---|---|---|---|---|---|---|---|
| 4 | 2 | 5 | 1 | 2 | 3 | 2 | 1 | 2 |
|---|---|---|---|---|---|---|---|---|

Dzi 3 dzothe

| | | | | | | | | |
|---|---|---|---|---|---|---|---|---|
| ε | 3 | ε | ϣ | ε | 3 | 3 | ϣ | ε |
|---|---|---|---|---|---|---|---|---|

Dzi 4 dzothe

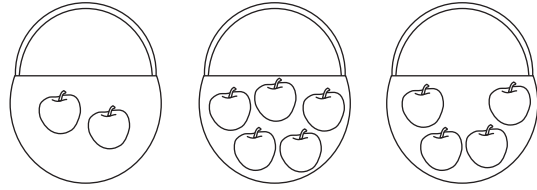
| | | | | | | | | |
|---|---|---|---|---|---|---|---|---|
| 3 | 2 | 4 | 1 | 4 | 5 | 1 | 4 | 3 |
|---|---|---|---|---|---|---|---|---|

Dzi 5 dzothe

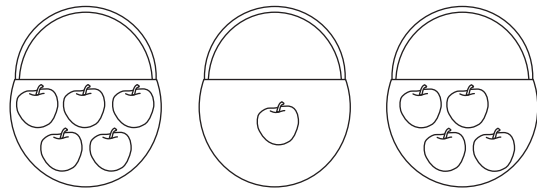
| | | | | | | | | |
|---|---|---|---|---|---|---|---|---|
| 5 | 3 | 7 | 1 | 4 | 5 | 5 | 0 | 3 |
|---|---|---|---|---|---|---|---|---|

Mushumo wa u Pfumisa 1.2: Phindulo

Dzhenisa maapula tshirunduni.



Maapula a 2 u engedza u fhungudza nga a 3 nga a 1



ma apula a 5 u fhungudza u engedza nga a 4 nga a 3

Mushumo wa u Pfumisa 1.27: Phindulo

Ndi ithio no lemelesa?


Tingedzelani tshifanyiso tshi no lemelesa.



Karabo ya Ikhumiso 1.28: Phindulo


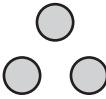
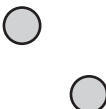
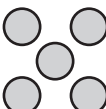

Ndi nnyi a re na zwinzhi?

Tingedzelani tshifanyiso.



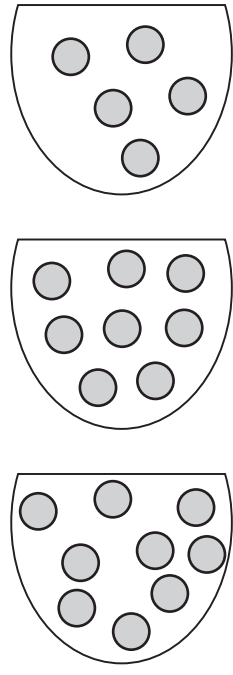
Mushumo wa u Pfumisao 1.29

Livhanyani dzina la nomboro na zwichalwa zwo fanelana ho.

| | | |
|---|---------|---|
| 3 | mbili |  |
| 1 | thanu |  |
| 4 | raru |  |
| 5 | ntihihi |  |
| 2 | ina |  |

Mushumo wa u Pfumisa 1.30

Ndi mabula nngana?



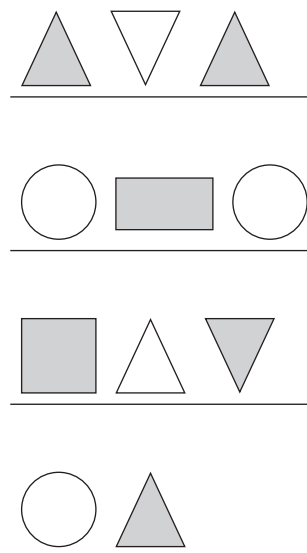
Mushumo wa u Pfumisa 1.31

Ni kou vhona zwi kwere zwingana?

| | | | |
|--|--|--|--|
| | | | |
| | | | |
| | | | |
| | | | |

Mushumo wa u Pfumisa 1.32

Fhedzisani phetheni.



Mushumo wa u Pfumisa 1.29: Phindulo

Livhanyani dzina la nomboro na zwiwalwa zwo fanelana ho.

| | | |
|---|--------|-----------|
| 3 | mbili | ● |
| 1 | thanu | ● ● ● |
| 4 | raru | ● ● ● ● |
| 5 | nthihi | ● ● ● ● ● |
| 2 | ina | ● ● ● ● |

Mushumo wa u Pfumisa 1.30: Phindulo

Ndi mabula nngana?

5

8

9

Mushumo wa u Pfumisa 1.31: Phindulo

Ni kou vhona zwi kwere zwingana?

| | | | |
|--|--|--|--|
| | | | |
| | | | |
| | | | |
| | | | |

21

Mushumo wa u Pfumisa 1.32: Phindulo

Fhedzisani phetheni.

